



This clip fits a maximum of 125 mm ($4\frac{15}{16}$ inches).



■ REC 15-48

This clip fits a maximum of 127 mm ($5\frac{1}{16}$ inches).




■ REC 15-50

This clip fits a maximum of 133 mm ($5\frac{5}{16}$ inches).



■ REC 15-52

This clip fits a maximum of 136 mm ($5\frac{3}{8}$ inches).



■ REC 15-54

ISOLATE YOUR EYES COCOONS®

Use the shape illustrations to find the clip size that most accurately fits your prescription glasses. To find the perfect fit, print out this form at 100% actual size and then place your prescription glasses face down on each shape and choose the one that is closest to the shape of your eyewear.



INCLUDED CASE



The image of the quarter should be the same size as an actual quarter when printed at full scale. The image should be 24 mm in diameter at full size.

ISOLATE YOUR EYES
COCOONS®

Use the shape illustration to determine if this clip size most accurately fits your prescription glasses. To use the sizing guide, print out this form at 100% actual size and then place your prescription glasses face down on the shape to determine if it fits your eyewear.

This clip fits a maximum of 140mm (5½ inches).



■ REC 15-56



INCLUDED CASE



The image of the quarter should be the same size as an actual quarter when printed at full scale. The image should be 24 mm in diameter at full size.